



Westport Pilot 4

The Pilot4 offers maximum versatility as an all-round boat with an impressive performance. Her removable cuddy is perfect if you enjoy a lot of different activities, fishing, water-skiing, diving, bathing or just pottering around.

At slow displacement speeds the Pilot4 tracks well and is very manoeuvrable, so whether you are trolling for fish or exploring rivers you can be assured a relaxing time. But apply the throttle and the Pilot4 eases onto the plane giving you the performance you would expect from a conventional sports boat.

When onboard you have the space and feeling of a much larger boat with plenty of storage and seating. The high internal freeboard is perfect for smaller children, with the cuddy providing a safe haven even on those colder days.

She has been designed with practicality and seaworthiness in mind, combining style and purposefulness, the Pilot4 is without exaggeration, a classic in the making

The layout has been kept simple and practical, with large lockers forward and aft providing ample storage and seating. The steering console and helm seat have been positioned amidships to starboard keeping the majority of the deck open and versatile. An optional port side seat is also available. The removable cuddy is mounted forward with a rooftop hatch giving safe access to the foredeck when mooring and anchoring. This arrangement gives exceptional levels of visibility through the cuddy generally not found on many other similar boats.



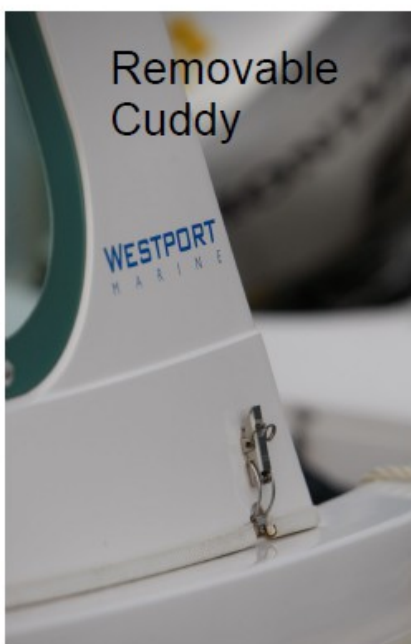
The hull is of a medium 'V' type with a deep forefoot creating fine sections forward that slice through choppy seas. Spray and chine rails improve performance and deflect spray down and away from the boat keeping her dry even if conditions deteriorate. The hull has a deadrise of 15 degs. aft and plenty of beam to support the larger and heavier 4-stroke outboards.

The Pilot4 is manufactured from GRP, with the hull reinforced by an internal girder system linking the hull and deck mouldings, producing a very strong and rigid structure, all GRP materials being Lloyds approved or equivalent. The keel is double laid and the transom is reinforced with marine plywood and supported by the girder system to take the engine loadings. The full deck moulding incorporates a non-slip finish with additional structure in way of each deck fitting.

Pilot 4 Technical Details:	
Length (Hull)	4.0 metres
Beam	1.82 metres
Boat Weight (excluding engine)	290kg
CE Category	C
Passengers	5
Outboard Motor Max.	50hp long shaft
Performance:	5-10hp for speeds up to 6 knots 20hp for speeds up to 16 knots (with Smart Tabs) 30-50hp for speeds up to 30+ Knots

Pilot4 Standard Equipment:

- Bow eye fitting
- Anchor roller
- Foredeck cleat & fairleads
- Cuddy – removable
- Access hatch to foredeck
- Lightly tinted cuddy windows
- Port & starboard hardwood capping rail inserts
- Port & starboard aft mooring cleats
- Integral aft seating with lockable storage
- Clear non-slip internal moulded deck pattern
- Integral forward seating with lockable storage
- Starboard side steering and engine control console
- Steering unit & linkage
- Port & Starboard Helm seats
- Stern boarding ladder



Pilot4 Extras:

- Teak effect main deck
- Seat cushions, blue with white piping
- Mooring canopy
- Pedestal Seating

Westport Pilot 4

Jan 2022 Westport Pilot 4 Price List

Prices correct 12/01/22 Subject to change without notice

Hull / Trailer	Our Price
Boat, Cuddy, Steering	£9,195.00
Trailer RL500	£1,650.00

Engine options	Fitted price
Tohatsu 20E EPL (non power tilt)	£4,800.00
Mariner 30 ELPT EFI	£6,295.00
Honda 30 LRTU	£6,295.00
Honda 40 LRTU	£7,395.00
Mercury F50 ELPT	£7,750.00
Honda 50 LRTU	£8,495.00

Complete Boat/Trailer/Engine	Package price
Tohatsu 20 EPL (non power tilt)	£15,645.00
Mariner 30 ELPT EFI	£17,140.00
Honda 30 LRTU	£17,140.00
Honda 40 LRTU	£18,240.00
Mercury F50 ELPT	£18,595.00
Honda 50 LRTU	£19,340.00

Extras	Price
Cushion set	£500.00
2 Helm seats with swivel (Fitted)	£395.00
Cockpit cover	£599.00
Aux bracket (Fitted)	£250.00

**Fitting worth £1,500 is included in the Engine pricing.
This is labour, a battery, control cables, fuel filter bolt lock, & sundries.**

All Prices Include VAT and are discounted

Bridger Marine 01392 216420
Bridger Marine, The Boat Shed, Michael Browning Way, Exeter. EX2 8DD